



B

© 1995 Alpine Sanitation & Supplies Ltd.
 All rights reserved.

Model _____

Spec. # _____

: 95H F9G.

- It is a stainless steel electric hot water dispenser.
- It is designed for use in commercial and institutional settings.
- It features a large stainless steel tank with a built-in heating element.
- The tank is mounted on a sturdy stainless steel frame with a locking casters for mobility.
- It has a front-loading design with a large dispensing spout and a hot water tap.
- The unit is equipped with a safety shut-off switch to prevent overheating.
- It is easy to clean and maintain.
- It is available in various capacities to meet your needs.




It is a stainless steel electric hot water dispenser.



It is designed for use in commercial and institutional settings.




It features a large stainless steel tank with a built-in heating element.



The tank is mounted on a sturdy stainless steel frame with locking casters for mobility.



It has a front-loading design with a large dispensing spout and a hot water tap.



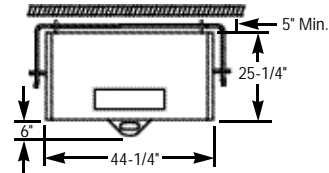
The unit is equipped with a safety shut-off switch to prevent overheating.

AlA # _____

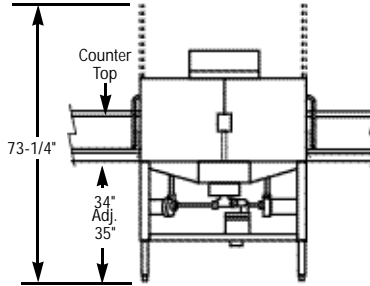
B

Chemical Sanitizing Double Rack Straight Dishwasher

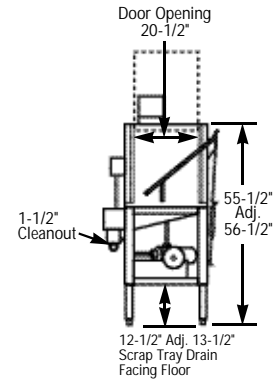
WARNING: Electrical and plumbing connections need to be made by a qualified service person who will comply with all available Federal, State, and Local Health, Electrical, Plumbing and Safety codes.



TOP VIEW



FRONT VIEW



RIGHT VIEW

Spec. #

Specifications:

MODEL B	USA	METRIC	USA	METRIC
OPERATING CAPACITY				
RACKS PER HOUR (NSF RATED)	74	56/74		
OPERATING CYCLE				
WASH TIME-SEC	45	45		
RINSE TIME-SEC	30	30		
DWELL TIME-SEC	15	15		
TOTAL CYCLE TIME	90	90		
WASH TANK CAPACITY	3.0 GAL.	(11.4 L)		
PUMP CAPACITY	104 GPM	(394 LPM)		
OPERATING TEMPERATURE				
REQUIRED	120°F	(49°C)		
RECOMMENDED	140°F	(60°C)		
WATER CONSUMPTION				
PER CYCLE	3.0 GAL.	(11.3 L)		
PER HOUR	118.4 GPH	(448 LPH)		
WATER REQUIREMENTS				
WATER INLET	3/4"	-		
DRAIN-I.P.S.	2"	-		
WASH PUMP MOTORS HP			1	1
DIMENSIONS				
DEPTH	25-1/4"	(64cm)		
WIDTH	44-1/4"	(112cm)		
HEIGHT	55-1/2"-56-1/2"	(141cm-143.5cm)		
STANDARD TABLE HEIGHT	34"	(86cm)		
MAXIMUM CLEARANCE FOR DISHES	17"	(43cm)		
STANDARD DISHRACK DIMENSIONS	2	2	19-3/4"X19-3/4"	(50X50cm)
ELECTRICAL RATING	VOLTS	AMPS	115	26
SHIPPING WEIGHT APPROXIMATE			352#	(160kg)

Summary Specifications: Model B

CMA Energy Miser model B low temperature, chemical sanitizing commercial dishwasher meets NSF, UL and CSA sanitation and construction standards WITHOUT the use of BOOSTER or TANK HEATERS. The model B is constructed entirely of 304 stainless steel. Each unit automatically washes, rinses and sanitizes food service utensils in standard 20" x 20" racks. Unit comes standard with upper and lower stainless steel wash arms. The model B incorporates a pump purging system that improves results by eliminating soil and chemical carryover during rinse cycle.

Available Options

- Solid/Powder Dual Bowl Dispenser
- CMA Temp-Sure™ (Self contained 12kW heater)
- Sanitizer Alarm
- Stainless Steel Dishtables
- Alternative cycle times
- Alternative electrical available for export

AIA #